


Source of information

- Please obtain accurate information through TV, radio or local municipalities.
 - You can listen to the NHK news in multiple languages on the Internet Radio Nippon Online. <https://jpradio.jp>
 - Sakai International Plaza
072-228-7499
(Closed on Saturday, Sunday and public holidays)
- Note: If you cannot get through, please call Sakai City International Affairs Department. 072-222-7343 (Closed on Saturday, Sunday and public holidays)
- Osaka Information Service for Foreign Residents
06-6941-2297
- 



Note: If you cannot get through, please call Sakai City International Affairs Department. 072-222-7343 (Closed on Saturday, Sunday and public holidays)

Warning / Safety Confirmation

Early Warning

- Early Warning is the information to let you know that strong tremors
 earthquake will come shortly. When the warning is issued, observe your
 and protect yourself calmly.
- emergency.
 ◆The app displays

firmation

- Page Board Web171


scale earthquake occurs, you can leave or check messages using
or PCs.

ails, please refer to How to use the Safety Confirmation Service.

- sage Dial 171 (Japanese only)

scale earthquake occurs, you can leave or check messages using
es.


App Store




Osaka Safe Travels

- app provides information you need in case of emergency.
- app displays evacuation sites and train service information using a map and GPS. By installing the app, you will receive this information via push notifications when an earthquake hits.
- Languages supported (12 languages)
- Japanese, English, Chinese (Simplified and Traditional), Korean, Portuguese, Spanish, Vietnamese, Filipino, Thai, Indonesian and Nepali



App Store 

le play 

to an evacuation center

- evacuate to when your home is destroyed or set on fire, or when
er. You do not need to pay.
- unior high school buildings will serve as evacuation centers.
check where the nearest evacuation center from your home is.
vided food, water and information at the evacuation center.
- ② Typhoons

When you evacuate

- quate, take as few things as possible.

- Fix the waste bins and plants outside or take them into the house

- In the building: Things will fall down from a shelf.
- On the train: Hold the strap or handrail. For children, sit down.
- Outside of the building: It is dangerous to play in the street.

- ② When the tremor stops
- Turn the gas off at the main to avoid fire.

- prepare the following things. • Do not

- the windows and closing shutters. evacuating.
- outside or take them into the house. • Please be aware of aftershocks (earthquakes)
- issued, evacuate to an evacuation center.

quake occurs


et yourself


- Building: Things will fall down from above. Get under the table or desk.
- Train: Hold the strap or handrail. Follow the instructions of the staff.
- Outside of the building: It is dangerous, as window glass and sign boards will fall down from above. Evacuate somewhere wide open.
- Tsunami comes even to the places far from the sea and again, so you must not go near the sea.
- If a great earthquake (for example, Nankai megathrust) occurs, the sea will rise and tsunami will come.

the tremor stops

- If you are too late to evacuate far, go to some higher ground such as Tsunami evacuation buildings.

Tsunami

- Tsunami is very high waves occurring after earthquakes.
 - Tsunami comes even to the places far from the sea. Tsunami occurs again and again, so you must not go near the sea.
 - If a great earthquake (for example, Nankai megathrust earthquake) occurs, the first tsunami will arrive at Sakai City in approximately 100 minutes time. Evacuate to the east side beyond the JR Hanwa Line (including Mikunigaoka, Uenoshiba and Tsukuno Stations).
 - If you are too late to evacuate far, go to somewhere on higher ground such as Tsunami evacuation buildings. Tsunami evacuation buildings have a sign board like this.
- 



■ Notes

[illegible]