

The recycling and garbage separation system will change as of October 2009.

Old Recycling and garbage separation categories (until September 2009)

New recycling and garbage separation categories (from October 2009)



[Contact]
Public Sanitation Department of Sakai City
Northern Area Public Sanitation Promotion Center 072-228-7429
Southern Area Public Sanitation Promotion Center 072-291-8090

Sakai City administrative material No.
1-13-09-0244

Only rank A material is used for this paper. This paper can be recycled to paper products.

Applicable from Oct. 1, 2009



New collection system for households
starts in October 2009

Recycling and Garbage Disposal Handbook

Household garbage **Twice Weekly**

Cans and bottles **Twice Monthly**

* Bottles/cans for foods (incl. condiments) & beverages only.

Plastic containers and packages **Once Weekly**

* Separate soiled plastic packages and a materials that you are not sure are plastic packages as **daily life garbage**.

Pet bottles **Twice Monthly**

Small metal objects (Excl. home appliances) **Once Monthly**

Large garbage (fee), Non-burnable small garbage (free)

Phone call necessary for pickup arrangement

<Contact> Large garbage collection reception center
Free call: 0120-00-8400
General call: 06-6485-5048

For your reference

Fill in your community's collection days, referring to the garbage collection day list.
Dispose of garbage and recyclables on fixed days.

Household garbage
Cans and bottles
Plastic containers and packages
Pet bottles
Small metal objects
Large garbage Non-burnable small garbage
Garbage uncollectible by the city
Irregular garbage
List of major large garbage disposal fees

Household garbage

Collected Twice a Week

Types (example)

Raw garbage
(Ex. scraps, leftovers, used tea leaves)



Drain excess liquid before discarding.

Wood waste
(Ex. fallen leaves, grass, bamboo skewers)




Remove soil before discarding.

Paper & fabric waste
(Ex. newspaper, magazines, cardboard, clothes)



Throw away on **community-led collection days** or use **collection traders** as much as possible.

Plastic waste
(Excl. pet bottles, plastic containers and packages)



Classify **soiled pet bottles, greasy dressing packages etc.** as household garbage.

Other burnable garbage



Put it into a garbage bag of 45 liters or less.

Put garbage into a colorless transparent bag or white translucent bag of 45 liters or less.


What to be aware of when discarding garbage

Wood waste
(Ex. fallen leaves, grass)



Twigs should be 5 cm or less in diameter. Cut twigs into lengths of 30 cm or less and **tie them into a bundle** that can be lifted with one hand. Be sure to **remove soil** from fallen leaves and grass **before putting them into a garbage bag**.

Paper & fabric waste
(Ex. newspaper, magazines, cardboard)



Tie newspaper and magazines into a bundle that can be lifted with one hand. Fabric waste should be put into a garbage bag. Cardboard boxes should be folded and **ted into a bundle** of 4 to 5 boxes.

Waste oil



Waste oil should be absorbed in paper etc.

Pointed waste



Pointed waste, such as bamboo skewers, should be wrapped in newspaper etc.

Up to 3 bundles or bags of waste wood, paper and clothes may be discarded per pickup.

Caution!

Garbage from businesses (ex. shops, companies) cannot be collected by the city.

Businesses should take full responsibility for their garbage disposal.

* This is stipulated by Article 3 (Business responsibility) of the Waste Disposal and Public Cleaning Law of Japan.

Cans and bottles

Recyclables

Collected Twice a Month

Types (example)

Cans and glass bottles for foods and beverages (incl. condiments, alcohol)



● **Food and beverage cans**

carbonated drinks, juice, tea, sports drink, milk, sweets etc.

● **Condiment cans**

soy sauce-based condiment, *mirin* (sweet cooking sake), vinegar etc.

● **Alcohol cans**

distilled spirit, liqueur, sake, beer etc.



● **Food and beverage bottles**

carbonated drinks, juice, tea, vitamin supplements, jam, instant coffee etc.

● **Condiment bottles**

soy sauce-based condiment, *mirin* (sweet cooking sake), vinegar etc.

● **Alcohol bottles**

distilled spirit, liqueur, sake, beer etc.

How to discard

Put cans and bottles into a colorless transparent bag or white translucent bag of 45 liters or less.

Place the bag at the designated location by 8:00 a.m. on the designated date.

1



① Remove cap. (Caps should be sorted according to the material.)

2



② Rinse inside.

3



③ Put cans and bottles together in the same bag. Do not crush or break cans and bottles.

* Cans and bottles are treated the same.

Returnable bottles

Some bottles, such as beer, alcohol and milk bottles, may be returnable to shops.



Caution! Common mistakes in garbage separation

Cosmetic bottles, vases, ash trays, medicine bottles




Glass dishes and bowls, window glass, sheet glass, ceramic



Attention!

Remove contents and foreign matter from cans and bottles. Cans and bottles with contents cannot be collected.



Classified as large garbage or non-burnable small garbage

Plastic containers and packages Recyclables Collected Once a Week

Types (example)

Commodity containers and packages with the “プラ” mark

					 Materials labeled with this mark
Containers					
Packages					
Other					

The following items are classified as plastic packages.

- Containers Lunch box, Lactic acid beverage/yoghurt package, Tofu package, Egg package, Prepared food package, Food tray, Cup ramen bowl, Empty bottle of detergent/shampoo/conditioner, Natto tray etc.
- Packages Confectionary package, Label/cap of pet bottle etc., Cap of instant coffee bottle, Frozen food package, Bread package etc.
- Others Styrofoam packaging, Supermarket bag, Fruit net etc.

How to discard

Put plastic containers and packages into a colorless transparent bag or white translucent bag of 45 liters or less. Place the bag at the same location for cans and bottles by 8:00 a.m. on the designated date.

- ① Remove contents. (Plastic packages with contents cannot be collected.)
- ② Separate materials with “プラ” mark from others. (Garbage without the “プラ” mark should be classified as household garbage.)
- ③ Soiled plastic packages should be rinsed with water. (If it is difficult to clean a plastic package, classify it as household garbage.)
- ④ Discard bag of plastic containers and packages on designated date. (If household garbage, cans, bottles or pet bottles are mixed in with plastic containers and packages, the bag cannot be collected.)

The “プラ” mark can be found on various commodities.

Caution! The following items are not plastic containers or packages.

Examples of plastic materials that are not containers or packages



Package examples that are soiled or have contents



Soiled plastic materials and plastic materials that themselves are sold as products are not classified as plastic containers or packages.

Plastic materials that are not classified as plastic containers or packages should be classified as household garbage.

* Plastic materials that are 30 cm or more in length should be classified as large garbage.

Pet bottles

Recyclables

Collected Twice a Month

Types (example)

Pet bottles for alcohol, soft drinks, condiments



PET
Materials labeled with this mark

Pet bottles for carbonated drinks, juice, tea, coffee, water, distilled spirits, mirin (sweet cooking sake), liqueur, sake, soy sauce etc.

Containers for sauces, cooking oil, dressing etc. should be classified as household garbage.

Pet bottles

How to discard

Put pet bottles into a colorless transparent bag or white translucent bag of 45 liters or less. Place the bag in the same location for cans and bottles by 8:00 a.m. on the designated date.



① Remove cap.
(The plastic ring at the mouth of the pet bottle does not need to be removed. The cap should be classified as plastic container/package.)

② Remove the label.
(The label should be classified as a plastic container/package.)

③ Rinse inside.

④ Crush the pet bottle.

Follow the rules!

Caution! Common mistakes in garbage separation

<p>Greasy pet bottles</p> <p>Containers for cooking oil, dressing, sauces etc.</p>	<p>Containers that are soiled or have foreign matter</p> <p>Containers with cigarette butts, leftovers etc. inside</p>	<p>Plastic containers that are not pet bottles</p> <p>Containers for detergent, shampoo, eggs etc.</p>
---	---	---

Classified as household garbage

Classified as plastic containers and packages

Small metal objects (Home appliances are not included)

Recyclables

Collected Once a Month

Small metal objects are items made from at least 80% metal and are 30 cm or less in length. Note that this does not include home appliances.

Types (example)

* If you are not sure that an item is small metal objects, classify it as non-burnable small garbage.

<p>Material 30 cm or less in length (excluding handle)</p>	<p>Scissors</p>	<p>Knife</p>	<p>Cassette gas cylinder</p>	<p>Spray can (volatile contents only)</p>
<p>Pot, kettle</p>	<p>Wire hanger</p>	<p>Spoon, fork</p>	<p>Carpenter tools, metal water bottle</p>	<p>Iron dumbbell</p>

Small metal objects

How to discard

Put small metal objects into a colorless transparent bag or white translucent bag of 45 liters or less. Place the bag in the same location for large garbage with clear indication of "Metal".

<p>Mandatory information</p> <p>The garbage bag for small metal should be clearly labeled "Metal".</p>	<p>Edged tools</p> <p>Edged tools such as knives should be wrapped with paper; the garbage bag used for edged tools should be clearly labeled "Danger, Metal".</p>	<p>Spray cans, cassette gas cylinders</p> <p>Sprays cans and cassette gas cylinders should be emptied and put into a bag separate from that for other small metal objects. The bag should be clearly labeled "Spray Can".</p>
---	---	--

Caution! Common mistakes in garbage separation

<p>Home appliances, batteries</p> <p>toaster dryer battery cell</p>	<p>Dirty metals</p> <p>paint can oil can</p>
--	---

Classified as large garbage or non-burnable small garbage.

Attention!

Garbage truck fire accidents
Garbage truck fire accidents often occur. The main cause is unemptied spray cans and cassette gas cylinders that are disposed of together with other recyclables or garbage.



Large garbage (fee), Non-burnable small garbage (free)

Phone call necessary
to arrange pickup

Large garbage is consumer durables etc. whose maximum length or diameter exceeds 30 cm.
* Refer to the major large garbage disposal fee list on pages 9 to 10 for disposal fees.

Non-burnable small garbage is non-combustible or composite materials of a maximum length of 30 cm or less that is not on the major large garbage disposal fee list.

Non-burnable small garbage (example)

- Ceramics such as rice bowls, cups, vases and dishes
- Small home appliances such as irons, clocks, watches and dryers
- Fluorescent lights, light bulbs, batteries, oil cans, paint spray cans etc.



How to discard ... Apply for garbage collection via the following procedures.

Step 1 Call the large garbage collection reception center.

Free call: **0120-00-8400**

General call: **06-6485-5048**

(Call the general phone number when using a cell phone or IP phone.)



Reception days: Mondays to Fridays (National holidays ok)
Reception time: 9:00 a.m. to 17:00 p.m.
Holidays: Saturdays, Sundays, year-end and new-year holidays

Caution: Collection date is during the week following that in which you call.

- Large garbage collection reception center will**
- ask applicant's address, name, phone number, info on items (type, size, quantity)
 - inform applicant of collection date, reception number and fee

Application

Step 2 Purchase "Large garbage disposal ticket".

Purchase a large garbage disposal ticket at convenience store or agricultural cooperative office that posts a sign saying 「粗大ごみ処理券取扱所」 (Large garbage disposal tickets available).
* Disposal of non-burnable small garbage is free, so it does not require a disposal ticket.

Major places where you can buy large garbage disposal tickets:
Seven Eleven, Circle K Sunkus, Family Mart, Lawson, Daily Yamazaki, MINISTOP, am/pm, Coco Store, agricultural cooperative office, Semboku Railway service center, Heart In, All One etc.



Sample of large garbage disposal ticket

Caution: Large garbage disposal tickets can not be reissued or refunded.

Step 3 Place large garbage or non-burnable small garbage at the designated location.

Fill in the collection date, reception number and your name on the large garbage disposal ticket, put the ticket on a clearly visible part of the large garbage, and place the garbage at the designated place by 8:00 a.m. on the designated date.

* Non-burnable small garbage should be put in a 45 liter bag. Up to three bags may be discarded per pickup.

- Caution
- Keep the large garbage disposal ticket papers until the collection is finished.
 - Collection time is 8:00 a.m. or later. No requesting of collection time.

Garbage uncollectible by the city

<Specified home appliances>

television (CRT display, LCD, plasma display), air conditioner, refrigerator (freezer), laundry machine (cloth dryer)

- Contact home appliance shops etc. or the following sites:

- Designated factory of Osaka Recycling Business Cooperative 072-274-5557
- Sakai Home Appliance Recycling Center 072-280-5936

<Others>



The following are also included:

propane gas tank, pesticide, dangerous drug, thinner, kerosene, gasoline and other ignitable or toxic dangerous substances

Consult the shop or manufacturer of the product.

Computer

* From April 1, 2010, the city cannot collect computers.

Contact the manufacturer of your computer for a collection application.

Computers with a label of PC Recycle mark can be collected and recycled for free by the manufacturer.
Computers without a label of PC Recycle mark are charged to collect and recycle.



PC recycling mark

For details, contact the PC3R Promotion Association.

TEL: 03-5282-7685 Web site: <http://www.pc3r.jp/e/index.html>

Irregular garbage (fee)

* There are restrictions according to the garbage type.

Irregular garbage is garbage irregularly produced due to moving house, wedding/funeral ceremonies, plant trimming etc.

Charge per ton or 2 m³

8,800 yen

When using the garbage shredding facility

Charge per ton or 2 m³

12,200 yen

- For details, contact the Public Sanitation Department of the city:
TEL: 072-228-7429

List of major large garbage disposal fees



Unauthorized dumping is a crime!
If you detect unauthorized dumping, call the Environment Department of Sakai city or a police station.

Item		Rate		
A	A set of equipment to hang laundry (excl. poles)	When mounting is not included	400 yen	
		When mounting is included	1,600 yen	
	Aquarium	Length less than 60 cm	400 yen	
		Length 60 cm or over	800 yen	
Audio rack		800 yen		
B	Baby carriage		400 yen	
	Barbecue set		400 yen	
	Bed	Baby bed	400 yen	
		Pipe bed	800 yen	
		Single bed (excl. mattress)	800 yen	
		Sofa bed	800 yen	
		Bunk bed	800 yen	
		Semi-double bed (excl. mattress)	1,200 yen	
		Double bed (excl. mattress)	1,200 yen	
	Bicycle	Sofa bed with springs	2,000 yen	
		Less than 15 inch wheel	400 yen	
		15 or more inch wheel	800 yen	
	Bookshelf	Electric-assist bicycle	1,200 yen	
		Length less than 1 m	800 yen	
		Length 1 m or over	1,200 yen	
	Branches and other wood (length 30 cm to less than 1 m. Should be tieable with about 1 meter of string.)		400 yen	
	C	Carpet (excl. electric carpet)	Less than 4.5 tatami mat area	400 yen
4.5 or more tatami mat area			800 yen	
Chair (incl. legless chair, excl. couch and round folding chair)			400 yen	
Chest of drawers		Baby chest, closet chest	800 yen	
		Length less than 1 m	1,200 yen	
		Length 1 m or over	2,000 yen	
Clothes dryer rack			400 yen	
Coat hanger etc.			400 yen	
Cold air fan			800 yen	
Cold box			400 yen	
Corrugated panels (up to 5 panels)			400 yen	
Couch (sofa)		For 1 person	400 yen	
		For 2 persons	800 yen	
		For 3 or more persons	1,200 yen	
Cupboard		Length less than 1 m	800 yen	
		Length 1 m or over	1,600 yen	
Curtain rail (incl. metal and wooden rails) 3 curtain rails			400 yen	
Cycling machine			800 yen	
D		Desk	Separate drawers not included.	1,200 yen
		Desk copier		800 yen
	Dinner wagon		400 yen	
	Dishwasher and dryer		800 yen	
	Dressing mirror (incl. stand mirror)		800 yen	
E	Electric carpet	Area less than 3 tatami mats	400 yen	
		Area 3 or more tatami mats	800 yen	
F	Fan heater		400 yen	

Large garbage collection reception center

Free call: **0120-00-8400**

General call: **06-6485-5048**

(Call general phone number when using a cell phone or IP phone.)

Item		Rate	
F	Fax machine (incl. fax-integrated phone machine)	400 yen	
	Flower stand	400 yen	
	Futon, Up to 4 bottom mattresses and thick quilted bedcovers	400 yen	
K	Kerosene heater	400 yen	
	Keyboard	400 yen	
	Knitting machine	400 yen	
	Kotatsu, or low table with a built-in heat source (incl. tabletop)	Length less than 1 m	400 yen
Length 1 m or over		800 yen	
L	Lawn mower	400 yen	
	Light stand	400 yen	
M	Massage machine	Other than chair-type massage machine	400 yen
		Chair-type massage machine	1,600 yen
	Mattress	Mattress without springs	400 yen
		Mattress with springs	2,000 yen
		Microwave oven	800 yen
	Microwave oven rack		800 yen
	Musical instruments (made of metals or plastics), such as guitars		400 yen
N	Non-electric treadmill	800 yen	
O	Oven	800 yen	
P	Pet house (dog house etc.)	Length less than 1 m	400 yen
		Dismantlement is necessary if length is 1 m or over	800 yen
	Portable picnic table		400 yen
Portable wardrobe organizer		400 yen	
S	Set of golf clubs		400 yen
	Sewing machine	Portable sewing machine	400 yen
	Shoes locker	Length 1 m or over	1,600 yen
	Shopping cart (incl. backpack trolley, handcar)		400 yen
	Sideboard	Length 1 m or over	2,000 yen
	Skis and poles		400 yen
	Snowboard		400 yen
	Stepladder (incl. ladder)	Less than 2 meter in length	400 yen
		2 meter or more in length	800 yen
	Stereo set (Amp-, tuner-integrated)	Length less than 80 cm	800 yen
	Stereo speaker	Length less than 60 cm	400 yen
Length 60 cm or over		800 yen	
Suitcase		400 yen	
T	Tatami mat	0.5 tatami mat area	800 yen
		1 tatami mat area	1,200 yen
	TV antenna (excl. pole)		400 yen
TV rack		400 yen	
U	Up to 3 poles (laundry poles etc.) and pipes		400 yen
	Up to 5 blankets, cushions and thin quilted bedcovers		400 yen
W	Water heater	Excl. stationary water heater, Incl. instantaneous water heater	400 yen
	Wheel chair (manual operation)		400 yen
	Wooden carpet	Less than 4.5 tatami mat area	1,200 yen
		4.5 or more tatami mat area	1,600 yen
Word processor		400 yen	