

# Recyclables & Garbage Separation Manual

## Contents

### Four Requests from the City

#### Regular Collections

Cans / Glass Bottles	1
Plastic Containers/Wrappings	2
PET Bottles	3
Small Metal Objects	4
Domestic Garbage	5
How to Dispose of Home Medical Care Waste	6
[さんあ〜る (3 R)] Garbage Separation App	6

#### Station Collections

Items Containing Mercury, etc., (fluorescent tube lights / mercury thermometers, etc.)	7
Small Electric Appliances	8
Ink Cartridges	8

#### Application System

Bulky Garbage	9
Irregular Garbage	10
Fureai Support Collections	10
Bringing garbage to Clean Center garbage disposal facility	10

#### Items the City cannot collect

Items the City cannot collect	11
Items related to personal computer recycling	11
Air conditioners / TVs / refrigerators (freezers) / washing machines	12

#### Others

Paper / old clothing group collections	13
Community clean-up promotion programs	14
Illegal disposal of waste is a crime	15
What to do in special situations	
Disposal of garbage/waste in times of disaster	16
Where to bring a small dead pet: dog, cat, etc.	17

Sakai City Public Sanitation Department  
Garbage / Recycling Webpage

[https://www.city.sakai.lg.jp/kurashi/gomi/gomi\\_recy/index.html](https://www.city.sakai.lg.jp/kurashi/gomi/gomi_recy/index.html)



### Cans / Glass Bottles

Twice a month



Every month ○ · ○ ○ (day)

\*Put out spray cans, gas canisters as Small Metal Objects

### Plastic Containers / Wrappings

Once a week



Every week ○ (day)

\*Wrappings, etc., which cannot be cleaned or that are difficult to determine the category of waste, should be put out as Domestic Garbage

### PET Bottles

Twice a month



Every month ○ · ○ ○ (day)

\*Crush the bottles before putting them out

### Small Metal Objects

(Except home electrical appliances)

Once a month



Every month ○ ○ (day)

### Domestic Garbage

Twice a week



Every week ○ · ○ (day)

### Bulky Garbage (fee charged)

Application System



### Unburnable Small Items (up to 3 bags free of charge)

Applications required at the Bulky Garbage Reception Application Center

### Items Containing Mercury, etc.

(fluorescent tube lights / mercury thermometers, etc.)

Station Collections

\*Put fluorescent tubes, etc., into the collection box

\*Bring them to stores that cooperate with collection



When you are unsure about separation, check with the **Garbage Separation Manual**



Sakai City Environment Mascot Muyan

# Four Requests from the City

## 1. The volume of household garbage/waste is not decreasing!

The speed of the decrease in the volume of household garbage/waste is falling. If the rate of decrease in garbage/waste is not improved, the burden on the aging garbage disposal facilities will increase and as a result, the City will be unable to provide a stable disposal service.

With measures for food loss and reducing plastic waste, **the goal is reduce waste by the weight of 1 egg (approx. 60g) per person per day by 2030.**

### \*A lot of 'food loss' waste is disposed of in Domestic Garbage.

Food loss is food which is still edible but disposed of as waste, and among this (approx. 7% of Domestic Garbage) is food which hasn't been touched and the volume is increasing. With a little ingenuity each day, food loss can be reduced. At least, buy only as much groceries as you need and use all of them.



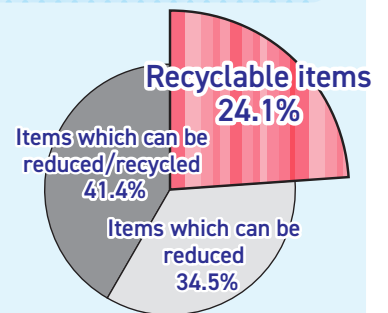
Domestic Garbage includes 'food which hasn't been touched'.

## 2. Domestic Garbage includes items which can be recycled!

**About 24%** of Domestic Garbage comprises things that can be recycled.

Separating recyclable things from waste helps reduce the burden on the garbage/waste disposal facilities.

More than half of recyclable items comprise paper—newspapers, corrugated paper boxes, etc. Please actively use community group collections, etc. (P13).



## 3. PET Bottles cannot be recycled!

If caps and labels remain attached to PET Bottles, they cannot be recycled. Among PET Bottles collected, **many have caps and labels still attached and cannot be recycled, so are burned in the City's garbage/waste disposal facility.**

Make sure you remove the caps and labels and put the bottles out for recycling. (Removed caps and labels should be put out for collection as Plastic Containers/Wrappings.)



## 4. Fires caused by small rechargeable batteries!!

**Small rechargeable batteries, including those for smartphones and mobile batteries, have caused a number of fires in the City each year and are very dangerous.**

If small rechargeable batteries are broken, deformed or put under pressure they can cause a fire, so they must be handled with care. If they are disposed of with other garbage, they can explode or cause a fire inside the garbage collection trucks or garbage disposal facility during processing.

**Don't put them out! They may cause a fire!**



Since the City cannot collect them, bring them to an electric appliance store and put them in the Small Rechargeable Battery Recycle Box. (How to dispose of rechargeable batteries, see P11)



# Cans / Glass Bottles

Recyclables

Collected twice every month

(Enquiries) Public Sanitation Division Tel: 072-228-7429

## Main items



Drink/Food, Seasoning, Alcohol, etc., cans / bottles

\*Spray cans / gas canisters are Small Metal Objects.

How to put them out

Put them in a 45-liter or smaller bag (colorless transparent or white semitransparent)

\*Put recyclables out on the designated day before 8:00 am at the designated location.



## Types (Ex.)

### ● Food/Drink


Carbonated (soda) drinks, fruit juice, tea, sports drinks, cooking oil, milk cans, confectionery cans, jam, instant coffee, etc.

### ● Alcohol

Shochu, Western alcohol (whisky, etc.), sake, beer, etc.

### ● Seasoning

Soy sauce products, *mirin* (sweet cooking sake), vinegar, etc.



## Returnable bottles

Beer bottles, sake bottles and milk bottles can be returned at alcohol (sake) shops and shops selling these products.




## How to put them out

\*Please put both Cans/Glass Bottles out in the same way.




Remove the cap and separate according to material.

(Small Metal Objects or Plastic Containers/ Wrappings, etc.)



Remove all contents.

\*Remove contents and foreign substances and put them out. Items with contents or foreign substances cannot be collected.



Do not crush cans. Cans and bottles should be put in the same colorless transparent or white semitransparent bag for collection.

## Items that are easily confused



Spray cans / gas canisters

Small Metal Objects see P4



Medicine bottles / cosmetic bottles

Bulky Garbage (Unburnable Small Items) see P9



Vases, glass crockery, window glass, sheet glass, pottery

**Caution** Recyclables discharged from businesses (shops/companies) cannot be collected!

**Business owner is responsible for disposal.**

\*In accordance with article 3 of ordinances (business owner's responsibility) relating to the disposal and cleaning of waste materials.



# Plastic Containers/ Wrappings

Recyclables

Collection once a week

(Enquiries) Public Sanitation Division Tel: 072-228-7429

## Main items



Product containers and wrappings that have the plastic mark on them

How to put them out

Put them in a 45-liter or smaller bag (colorless transparent or white semitransparent)

\*Put recyclables out on the designated day before 8:00 am at the designated location.



### Types (Ex.)



Remove the aluminum lid and put them out as [Domestic Garbage]

\*Bring them to a shop for collection

### Containers


Bento containers, lactic drinks and yoghurt, tofu containers, egg packs, ready-made food containers, trays, cup-noodle containers, used empty detergent/shampoo/rinse bottles, natto containers, disposable contact lens empty cases, etc.

### Wrappings

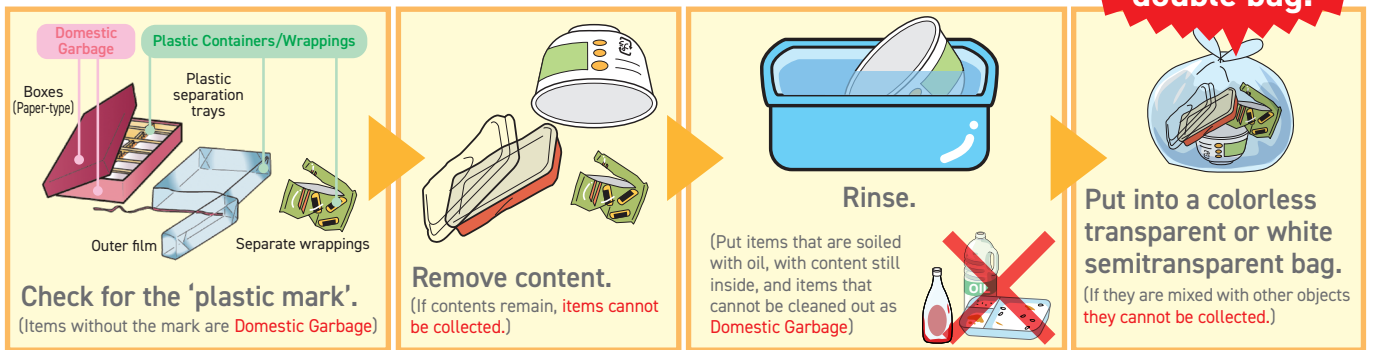
Confectionery wrappings, PET bottle, etc., wrappings and caps, coffee jar caps, frozen food bags, plastic bread bags, etc.

### Others

Styrofoam used for wrapping, plastic shopping bags, fruit nets, etc.



## How to put them out



### Items easily confused

### [Plastic products] are not Plastic Containers/Wrappings



Plastic hangers



Buckets/Wash-basins



Food containers



CD/DVD cases



Hose



Ball pens



Toys

Domestic Garbage see P5

**Caution** Recyclables discharged from businesses (shops/companies) cannot be collected!

**Business owner is responsible for disposal.**

\*In accordance with article 3 of ordinances (business owner's responsibility) relating to the disposal and cleaning of waste materials.



# PET Bottles

Recyclables

Collection twice a month

(Enquiries) Public Sanitation Division Tel: 072-228-7429

## Main items



Alcohol/Drink/Seasoning containers that have the PET Bottle mark

How to put them out

Put them in a 45-liter or smaller bag (colorless transparent or white semitransparent)

\*Put recyclables out on the designated day before 8:00 am at the designated location.



## Types (Ex.)



● Containers of carbonated (soda) drinks, fruit juice drinks, tea, coffee, water, shochu, mirin (sweet cooking sake), Western alcohol (whisky, etc.), sake, soy sauce products

\*Put soiled containers, containers with content, sauces with oil that cannot be removed, edible oil, dressing containers out as Domestic Garbage



**Remove caps and labels!**

\*Put caps and labels out as Plastic Containers/Wrappings

## How to put them out

\*PET Bottles with caps and labels cannot be recycled.

**Do not mix them with other items.**



Check the mark



Remove cap and label and put them out as **Plastic Containers/Wrappings**.



Rinse.

(Put soiled items out as **Domestic Garbage**)



Crush the bottles and put them in colorless-transparent or white semi-transparent bags.

## Items easily confused



Plastic items other than PET Bottles (egg packs / bottles, etc.)

Plastic Containers/Wrappings see **P2**

PET Bottles that oil cannot be removed from



Soiled items and items with foreign substance

Domestic Garbage see **P5**

**Caution** Recyclables discharged from businesses (shops/companies) cannot be collected!

**Business owner is responsible for disposal.**

\*In accordance with article 3 of ordinances (business owner's responsibility) relating to the disposal and cleaning of waste materials.



# Small Metal Objects

Household electric appliances are not included

Recyclables

Collection once every month

(Enquiries) Public Sanitation Division Tel: 072-228-7429

## Main items

Longest side under 30 cm, more than 80% made of metal (household electric appliances not included)

How to put them out

Put them in a 45-liter or smaller bag (colorless transparent or white semitransparent)

\*Put recyclables out on the designated day before 8:00 am at the designated location with an easy to see "金属 (Metals)" notice.

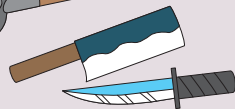


### Types (Ex.)

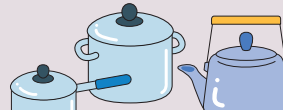
Frying pan



\*Diameter under 30 cm, excluding the handle



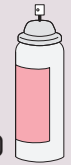
Carving knives / Knives



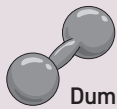
Pots / Kettles



Gas canisters



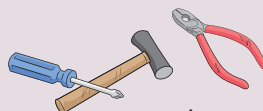
Spray cans (only volatile cans)



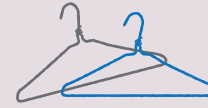
Dumbbells



Spoons / Forks



Tools / Metal water bottles



Metal hangers



Scissors

## How to put them out

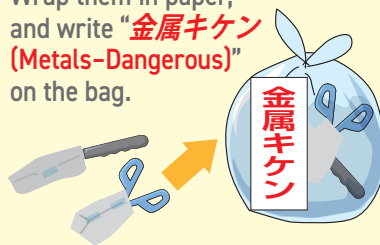
Put them out in a bag with the content clearly indicated.

Write "金属 (Metals)" on the bag



### Knives

Wrap them in paper, and write "金属キケン (Metals-Dangerous)" on the bag.



### Spray cans / Gas canisters

Put them in a different bag than other objects and write "スプレー缶 (Spray Cans)" on the bag.

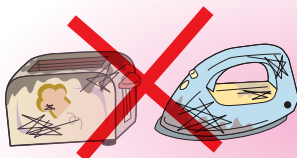
Gas canisters and spray cans which still have content due to damage or have not been fully used should be put in a bag separate from Small Metal Objects and have "スプレー缶・中身入り危険 (Spray cans with content-Dangerous)" written on it.

It is not necessary to pierce a hole in the can.

Content should be fully used



### Items easily confused



Household electric appliances: toasters / irons, etc.



Paint cans / 18-liter cans, etc. and other soiled metal objects

Bulky Garbage (Unburnable Small Items) see P9

### \*Fires breaking out in garbage collection trucks

One of the main causes of fires breaking out is when spray cans and gas canisters are put out together in the same bag as recyclables or other garbage.



**Caution** Recyclables discharged from businesses (shops/companies) cannot be collected!

**Business owner is responsible for disposal.**

\*In accordance with article 3 of ordinances (business owner's responsibility) relating to the disposal and cleaning of waste materials.



# Domestic Garbage

Collection twice a week

(Enquiries) Public Sanitation Division Tel: 072-228-7429

## Main items

**Kitchen waste, wood chippings, waste paper, plastics (except PET Bottles / Plastic Containers/Wrappings), other burnable items**

How to put them out

Put them in a 45-liter or smaller bag (colorless transparent or white semitransparent)

\*Wood chippings, waste paper, cloth can be out in 45-liter or smaller bags up to 3 bags (bundles).

\*In some districts, collection begins from 6:00 am.



### Types (Ex.)

#### Kitchen Waste

Cooking waste / left-over food / tea leaves, etc.



Drain water from kitchen waste

#### Wood chippings

Fallen leaves / weeds / bamboo skewers, etc.

\*Remove soil before putting out for collection



#### Waste paper (paper) / Cloth

Newspapers / magazines / corrugated paper boxes / clothing, etc.



#### Plastics (items without ♻️)

(except PET Bottles / Plastic Containers/Wrappings) Hangers / buckets / toys, CDs, etc.



\*Soiled PET Bottles and oily dressing containers should be put out as Domestic Garbage.



#### Other burnable items

Rubber / leather products



Items requiring caution in how to put out for collection

Use community group recycle collections when possible. See P13

#### Used cooking oil

Soak in paper or cloth



#### Sharp (pointed) items

Wrap in newspaper



#### Small branches

Having a diameter of 5 cm or less and a length of 30 cm or less. Tie in a bundle that can be carried in one hand.



#### Fallen leaves / weeds

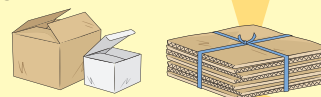
Remove soil and put in a bag



#### Newspapers / magazines / corrugated cardboard boxes, etc.

Newspapers / magazines should be tied with string in a bundle that can be carried in one hand

Put clothing (cloth) in a bag  
Fold corrugated paper into 4 or 5 sheets and tie in a bundle with string



Put wood chippings, waste paper, clothing (cloth) in 3 bags (bundles) or less at one time.

**Caution** Recyclables discharged from businesses (shops/companies) cannot be collected!

**Business owner is responsible for disposal.**

\*In accordance with article 3 of ordinances (business owner's responsibility) relating to the disposal and cleaning of waste materials.

# Regarding used home medical care items (syringes and injection needles, etc., used at home)

(Enquiries) Public Sanitation Division  
Tel: 072-228-7429

Firstly, consult with your clinic (hospital) or pharmacy if they can accept used items. If they cannot accept them, please follow the following procedures for disposal.

## Main items

Tubes/bags used for infusions, vinyl/plastics used in syringes/injection needles



## How to put them out

- Put them out in the Domestic Garbage collections twice a week
- Make sure injection needles are not dangerous!!

Regarding the disposal of used home medical care items, consult with your hospital or clinic.

\*For details, see [Zaitaku Iryo Haikibutsu Toriatsukai Guide] on the JAPAN MEDICAL ASSOCIATION website

## [Points to note when disposing of used home medical care items as Domestic Garbage]

- ① Cover the needle case, remove bent needles from syringes. Ensure needles cannot be removed from needle case.
- ② Put ① in a PET Bottle or milk pack so it is not sticking out.
- ③ Put ② in a plastic bag and tie the bag.
- ④ Put ③ in a 45-liter (or smaller) colorless transparent or white semitransparent bag (plastic shopping bag possible). Put it out in the twice weekly Domestic Garbage collection. It is not necessary to separate it from other kitchen waste.

# 【さんあ〜る(3R)] Garbage Separation App

(Enquiries) Public Sanitation Division  
Tel: 072-228-7429

If set for your district, with this convenient app you can check collection days on the 'collection day calendar', how you should separate items in the 'garbage separation manual', etc.

Full of convenient functions like 'garbage separation manual' and 'collection day calendar'.



You can easily search for how to separate the items you want to dispose of using the garbage separation manual.



Free of charge

You can easily know what collection day today is.

## How to download the app

Go to App Store or Google Play and search for '3R (さんあ〜る)' or, you can download the app using the QR code on the right.



iPhone



Android




# Items Containing Mercury, etc. (fluorescent light tubes, mercury thermometers, etc.)

(Enquiries) Public Sanitation Management Division  
Tel: 072-228-7478

Station Collections

## Relevant items

Household items, etc., containing mercury are collected at separated garbage stations (Station Collections). Items collected at separated garbage stations (collection stations) are as follows:



Fluorescent light tubes  
(except filament, LED, Halogen lamps)



Coin batteries



Thermometers, sphygmomanometers using mercury

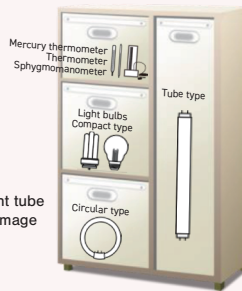
\*Items disposed of by companies / stores or other businesses cannot be collected.

## Collection method

Collected free of charge from collection boxes at collection stations, or at stores cooperating with collection.

### Collection box stations

Put items in collection boxes at the ward office or other public facilities or at stores cooperating with collection.



Fluorescent light tube collection box image


Collection box stations and cooperating stores have their own stickers which are indicators.



### Collection cooperating stores

Items will be accepted at electric appliance stores and home center stores in the City.

\*Accepted not only when buying replacements.




\*There may be changes in cooperating stores that have station collection boxes, so please check the latest information on Sakai City's website.



## Points to note when putting items out

- Put items that can be easily broken in the case they were in when bought or in a plastic bag.
- Broken items should be wrapped in newspaper and put in a plastic bag and tied.
- Make sure you put cellophane tape on both sides of coin batteries.  
If batteries touch each other, they can cause a fire which is very dangerous.
- Tube fluorescent lights larger than size 40 (approx. 122 cm) cannot be put out at collection stations.  
When you want to dispose of these, please contact the Public Sanitation Management Division (Tel: 072-228-7478)
- Since garbage facilities cannot dispose of them, they can neither be collected nor brought to a facility.



### Items easily confused

- Filament, LED, Halogen lamps  
Apply at the Bulky Garbage Reception Application Center for disposal as Unburnable Small Items
- Rechargeable Batteries (small)  
Please use the Small Rechargeable Battery Recycle Box at household electric appliance stores, etc.
- Rechargeable Batteries (large size)  
The City cannot collect them. Consult with the dealer or manufacturer.
- Dry Cell Batteries (0 mercury use)  
Apply at the Bulky Garbage Reception Application Center for disposal as Unburnable Small Items

- Electronic Thermometers / Sphygmomanometer  
Can be brought to a Small Electric Appliance collection box, or apply at the Bulky Garbage Reception Application Center for disposal as Unburnable Small Items.
- Alcohol Thermometers  
Apply at the Bulky Garbage Reception Application Center for disposal as Unburnable Small Items

Note

# Small Electric Appliances

## Station Collections

(Enquiries) Resource Recycling Promotion Division  
Tel: 072-228-7479

Small Electric Appliances, which include mobile phones, digital cameras etc., contain precious and rare metals. In order to maximize the use of these resources, put these items out for recycling as Small Electric Appliances. Your cooperation is requested.

**Relevant items** Only items that can fit through the slot (height 8 cm X width 30 cm) of collection boxes.



Mobile phones, PHS, smartphones



Laptop PCs



Video cameras, digital cameras, film cameras



Electronic books



Electronic dictionaries, calculators



Game devices (non-portable console/portable console), handheld game device, high-tech trend toys

- Telephones -Radios
- Portable DVD players and other video devices
- Audio devices such as tape recorders, CD players, headphones, IC recorders and hearing aids
- Hard disc devices, USB memory sticks, memory cards
- Electronic sphygmomanometer / thermometers
- Watches
- Hair care devices such as electric shavers
- Flashlamps -Car related devices -car navigation devices, ETC card units
- Accessories related to these (cords, remote controllers, etc.)

### Items that do not apply

- Batteries
- Fluorescent light tubes, light bulbs
- CDs / DVDs
- Air conditioners, TVs, refrigerators (freezers), washing machines (see P12)
- Items that cannot fit in the collection box
- Household electric appliances that do not apply
- Items disposed of by businesses

**Note**

## Collection method

**Slot size 8 cm X 30 cm**

Small Electric Appliances that can fit through a slot this size can be collected

- **City Office, ward offices (except Sakai Ward Office), Put items in collection boxes in cooperating stores in the City.**

\*If it is difficult to bring items to a collection box or if the Small Electric Appliance is too large to put in a box, please refer to the next page for information on disposal.

- **Laptop PCs... PC recycle items (P11)**
- **Other Small Electric Appliances... Bulky Garbage / Unburnable Small Items (P9)**

\*The location of collection boxes may change. Check the latest information on Sakai City's website.



## Points to note when putting items out

- Do not put items in boxes or bags. Put them out as they are.
- Once an item has been put in collection box, it cannot be returned.
- Remove batteries. (for removal of batteries, see P7)
- Delete personal information from devices.

# Ink cartridges

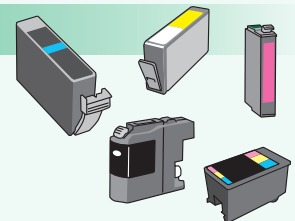
## Station Collections

(Enquiries) Public Sanitation Management Division  
Tel: 072-228-7478

### Relevant Items

Used home-use ink cartridges of the following manufacturers

Brother **brother** Canon **Canon** Seiko Epson **EPSON** Japan HP **hp**



- \*Items disposed of by businesses and stores cannot be collected.
- \*Toner used at home should be put out as Domestic Garbage
- \*For the latest information on relevant manufacturers, please check the *inksatogaeri* website.

## Collection method

- **Put items in the box at collection box stations.**

\*If you cannot bring them to a box station, put them out as Domestic Garbage.

After collection, each manufacturer will reuse the cartridges or use them to make plastic products.

- **For information on cooperating stores, check the *inksatogaeri* website.**

Sakai City participates in printer manufacturers' *inksatogaeri* projects.

Collection stations are located at ward offices, etc., for ink cartridges used in home-use ink-jet printers



The ink cartridge sato gaeri project (*inksatogaeri*) website is here ▶



# Bulky Garbage (fee charged) Unburnable Small Items (no charge)

Application System

## Main Items

- Bulky Garbage** Consumer durables, etc., with a maximum length or circumference of about **more than 30 cm**
- Unburnable Small Items** Unburnable or multi-composite items which do not fit in the Bulky Garbage category and have a maximum length of **less than 30 cm**

How to put them out

## Application System

Applications must be made with the Bulky Garbage Reception Application Center

\*For 1 application of Unburnable Small Items, there is no charge for up to 3 bags of 45-liters or smaller (colorless transparent or white semitransparent bags)

## Types (Ex.)

### \*Bulky Garbage


Chest of drawers, beds, futon (bedding), tatami mats, etc.

### \*Unburnable Small Items

Pottery items such as rice bowls, cups, vases, plates, etc. LED and filament light bulbs, umbrellas, oil cans, dry cell batteries, heated cigarettes / electronic cigarettes (only those of which the rechargeable battery has been removed. For those which the content, etc., cannot be removed, consult the dealer or manufacturer.)

\*Products such as fluorescent light tubes, thermometers, sphygmomanometers using mercury should be brought to collection boxes at the City Office, ward offices and cooperating stores.

\*Mobile phones and digital cameras etc., that contain precious and rare metals should be brought as Small Electric Appliances to Station Collection locations for recycling. (see P8)



Over 30 cm

Under 30 cm

1 application up to 3 bags of 45-liters or smaller

## How to put items out

Follow the procedures below for applications for collection

### Procedure 1

## Make an application at the [Bulky Garbage Reception Application Center]

### ● Applying by phone

(Reception) Mon.–Fri. (applications accepted on national holidays) 9:00–17:00

\*No service on Sat. / Sun. / Year-end, New Year holiday season

From landline phones: **0120-00-8400**

From mobile / IP phones: **06-6485-5048**

### ● Applications by Internet (24-hour service)

■ Applications can be made by PC, smartphone and some mobile phones. Except for maintenance, applications can be made 24 hours.

■ Please use the application service after reading the precautions.

■ For items which require detailed enquiries or making an application by internet when the item is not on the list, please make an application by phone.

Access the service using the QR code on the right ▶



\*Collection day will be in the week following your application day

### Procedure 2

## Purchase a [Bulky Garbage Collection Ticket] (Sodai-gomi Shoriken)



Purchase a ticket at a convenience store or Nokyo (JA) in Sakai City that displays [Sodai-gomi Shoriken Toriatsukai-sho].

\*3 bags of Unburnable Small Items are free of charge and do not require a ticket. (a fee is charged from the 4th bag)

\*Bulky Garbage Collection Tickets cannot be reissued and refunds cannot be made for cancellations.

### Procedure 3

## Putting out the Bulky Garbage / Unburnable Small Items

Write the collection date / reception number / your name where they can be easily seen on each item and attach the Bulky Garbage Collection Ticket, then put the items out before 9:00 am on collection day.

\*After removing the Bulky Garbage Collection Ticket hold onto the ticket mount until collection is completed.

\*Collection is after 9:00 am. Collections are made in order, and collection time cannot be designated.

\*If after putting out your garbage with the Bulky Garbage Collection Ticket attached, it is illegally taken away, a refund cannot be made.

## Irregular Garbage (Fee charged)

(Enquiries) Public Sanitation Division  
Tel: 072-228-7429

Garbage from moving residence, weddings/funerals, etc., or tree pruning, etc., is collected.

Disposal fee	Household waste
	8,800 yen

\*This is the fee charged for 1 metric ton or 2 cubic meters. The fee is paid directly by the person putting out the garbage directly to the contractor consigned to collect the garbage. The person putting out the garbage must be present when the garbage is being collected.

\*The garbage will not be carried out of the house or garden.

### Application

Make an application with the Public Sanitation Division more than one week prior to the day you want the collection made.

However, the collection day and time is decided through consultation between the individual and the contractor who will collect the garbage.

## Fureai Support Collections

(Enquiries) Public Sanitation Office  
Tel: 072-273-2682

Support is provided for putting out garbage for senior people and people with disabilities who have nobody to help them and have difficulty putting out their garbage at the designated place.



### Domestic Garbage / Recyclables

Collections are made once a week from in front of one's residence.

### Bulky Garbage

Garbage is carried out from inside the residence and collected.

(Up to twice within the fiscal year, also, a Bulky Garbage Collection Ticket must be purchased separately at a convenience store.)

Details here ▶



QR code

\*To receive support, a prior application must be made at the Public Sanitation Office. Also, applicants must fulfill various conditions. For details of the conditions, see the City's website.

## Bringing items to the Clean Center garbage disposal facility (fee charged)

(Enquiries) Clean Center Administrative Division  
(Clean Center Higashi Plant)  
Tel: 072-252-0815  
Clean Center Rinkai Plant  
Tel: 072-282-7400

Categories	Minimum fee	Additional fees
(1) Waste using the crushing facility (Bulky Garbage, etc.)	Up to 100 kg uniform fee: <b>1,700 yen</b>	Over 100 kg: 170 yen per 10 kg
(2) Other waste	Up to 100 kg uniform fee: <b>1,100 yen</b>	Over 100 kg: 110 yen per 10 kg

\*The longest side of waste accepted at the crushing facility should be longer than approximately 50 cm, less than approximately 200 cm, and a thickness of approximately more than 5 cm, less than approximately 30 cm, including metal, glass, pottery, etc.

\*Limits apply depending on garbage content.

\*For details, see the City's website

([https://www.city.sakai.lg.jp/kurashi/gomi/gomi\\_recy/bunbetsu/shigen/sonotagomi/mochikomi.html](https://www.city.sakai.lg.jp/kurashi/gomi/gomi_recy/bunbetsu/shigen/sonotagomi/mochikomi.html))



▲ QR code

# Items the City cannot collect

(Enquiries) Public Sanitation Division  
Tel: 072-228-7429

## Motorcycles

Consult with a dealer or manufacturer. Or, enquire at the contact below

Motorcycle Recycle Call Center (from 9:30 am to 5:00 pm) (except Sat., Sun., year-end and New Year holidays, etc.)  
Tel: 050-3000-0727 \*For details, see the Japan Automobile Recycling Promotion Center (JARC) website



## Fire extinguishers

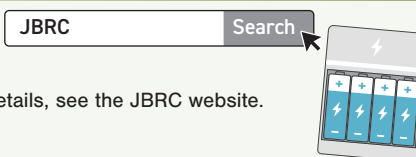
Consult with a dealer or manufacturer. Or, enquire at the contact below

Fire Extinguisher Recycling Promotion Center from 9:00 am to 5:00 pm (except 12:00 noon to 1:00 pm) (except Sat., Sun., and national holidays)  
Tel: 03-5829-6773



## Rechargeable Batteries

Remove the small rechargeable battery from the device, take it to an electric appliance store and use the **[Small Rechargeable Battery Recycle Box]**. If you cannot find the box, hand the battery to store staff. For details, see the JBRC website.



For large batteries, consult with a dealer or manufacturer.

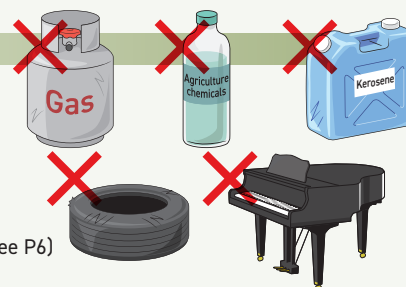
**If rechargeable batteries are put out as garbage, they can cause fires and are very dangerous.**

## Other

Consult with a dealer or manufacturer.

**[Main Items]** Flammable/Poisonous items (propane gas/agriculture chemicals/dangerous (poisonous) medicine/thinner/kerosene/gasoline, etc.) tires, pianos

For syringes and injection needles, consult with your hospital (clinic) or pharmacy. (see P6)



# PC Recycle Related Items


(Enquiries) Public Sanitation Division  
Tel: 072-228-7429

## Main Items

Desktop PC body, laptop PC, CRT display, CRT display-PC unit, liquid crystal display, liquid crystal display-PC unit

\*Depending on the size of a laptop PC, it can be put out as a Small Electric Appliance (see P8)

\*Peripheral devices such as printers and scanners are Bulky Garbage (see P9)



## How to put them out

In accordance with the Act on the Promotion of Effective Utilization of Resources, an application should be made with the manufacturer.

You do not need to bear the cost of recycling of PCs with the PC recycle mark. They are collected and recycled by the manufacturer.

The cost must be borne for collection and recycling of PCs without the recycle mark.

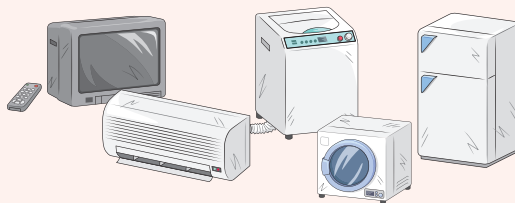
For details, PC3R Promotion Association  
Tel: 03-5282-7685

Internet

PC3R Promotion Association Search

## Main Items

Specified household electric appliances such as TVs (CRT/liquid crystal display/plasma display), air conditioners, refrigerators/freezers, washing machines (clothes dryers)



## How to put them out

- In principle, you should request the store you purchased the specified household electric appliance from or the store you are purchasing a replacement from to accept it. (The store has an obligation to accept it.) \*Recycle and transportation charges are required
- If you do not know which store the item was purchased and do not intend to purchase a replacement, dispose of the item through either method (1) or (2) below.

### (1) Bring the item directly to a designated electric appliance recycle facility.

1. Check who the manufacturer of the appliance is

- \*Check the size of the TV screen
- \*Check the volume of the refrigerator/freezer

2. Purchase an electric appliance recycle ticket

Fill in the required information on the electric appliance recycle ticket at the post office and pay the recycle fee.

3. Bring the item to the designated recycle facility

Bring the electric appliance you will no longer use and the recycle ticket showing you have paid the fee.

Designated facilities accepting appliances for recycle in and near Sakai City	Logic Nankai Co. Ltd.	1-359-1 Takao, Minami-ku, Sakai City	072-275-0333
	OTOMO Corporation	1-5-15 Hirabayashi, Suminoe-ku, Osaka City	06-6115-6712
	F1 Ryutsu Co. Ltd.	601 Abiko, Izumi-Otsu City	0725-22-4222

For information on the home appliance recycle ticket system and fees, telephone the Association for Electric Home Appliances – Home Appliance Recycle Ticket Center or see its website.

◆ Association for Electric Home Appliances – Home Appliance Recycle Ticket Center Tel: 0120-319-640  
Business hours: 9:00 am to 6:00 pm (closed Sun./national holidays)

### (2) Home appliance stores in Sakai City that can be consulted

Home appliance stores in Sakai City (EDION, K's Denki, Kojima, Joshin, Matsuya Denki, YAMADA DENKI) can be consulted.

Depending on circumstances, the store may not be able to help you, please consult in advance.

### List of stores that can be consulted regarding air conditioners, TVs, refrigerators (freezers), washing machines

(as of June 2021)

Ward	Store name	Address	Telephone no.
Sakai	EDION Sakai Store	3-22-1 Ebisujimacho	072-226-4733
	EDION Sakai Ishizu Store	90-1 Ishizu Kitamachi	072-241-8088
	Kojima x Bic Camera AEON Mall Sakai Teppocho Store	1 Teppocho AEON Mall Sakai Teppocho 1F	072-268-5252
	Kojima Outlet Sakai Store	6-184-1 Daisen Nishimachi	072-280-1165
Naka	YAMADA DENKI Kaden Smile-kan YAMADA Senboku Sakai Interchange	770-1 Hirai	072-275-5117
Higashi	YAMADA DENKI Kaden Smile-kan YAMADA Sakai Main Store	1-5-1 Yashimocho	072-256-5100
Nishi	EDION Sakai Interchange Store	711-1 Taiheiji	072-295-5071
	K's Denki Ario Otori Store	3-199-12 Otori Minamimachi Ario Otori 2F	072-260-0261
	Joshin Otori Store	9-510 Otori Kitamachi	072-262-5711
	Matsuya Denki Otori Daiei Store	7-733 Otori Higashimachi Daiei Otori Store 2F	072-273-0051
	YAMADA DENKI Tecc.Land Seiyu Uenoshiba Store	2-7-3 Uenoshibacho Seiyu Uenoshiba Store 2F	072-242-3866
Minami	EDION Senboku Store	4-40-1 Miharadai	072-292-3663
	Joshin Sakai Interchange Store	74 Kodai Home Center Kohnan 2F	072-292-5311
Kita	EDION Nakamozu Store	3081-17 Nagasonecho	072-240-3626
	EDION AEON Mall Sakai Kitahanada Store	4-1-12 Higashi Asakayamacho, Aeon Mall Sakai Kitahanada 3F	072-240-2811
	Joshin Outlet Kitahanada Store	2-185-1 Kitahanada	072-255-8100
	Joshin Sakai Chuo Kanjo Store	1919-1 Nagasonecho	072-240-3911
	Joshin Mikunigaoka Store	1-25-1 Mozu-umekitacho	072-251-3011
	YAMADA DENKI Tecc.Land Kanaoka Store	1-7-15 Kuramaecho, Rainbow Kanaoka 1F	072-254-2821
Mihara	K's Denki Mihara Store	710-1 Kuroyama	072-369-2280
	Joshin Mihara Store	140-1 Kita-amabe	072-369-0911

Osaka Prefecture Electrical Products Association, Sakai Branch Tel: 072-264-3710  
Business days/hours: 10:00 am–4:00 pm (closed Thurs. and 3rd Sun.)

# Used Paper / Used Clothing Group Collections

(Enquiries) Resource Recycling Promotion Division  
Tel: 072-228-7479

Group Collections are when community groups such as residents associations, community children's groups, etc., collect used paper / used clothing for recycling and hand it over to recycle companies for recycling.

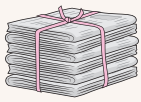
- ◎ Sakai City pays 4 yen per kilo for collected recyclables. (This does not include recyclables disposed of by businesses).
- ◎ Please confirm the day and time of collections with your residents association or the group in charge of collection.

\*To receive the payment for collections from Sakai City, it is necessary for the group to be registered with the City. For registration and payment procedures, please consult with the Community Affairs Division at each ward office.



## Items applicable for Group Collection payment and how to put them out

### Newspapers



Tie in bundles with string in a cross form.

\*Do not mix with magazines, other used paper.

### Magazines / other used paper



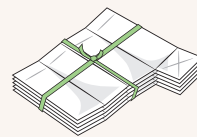
Tie the bundles (in a cross form) in uniform size. Put the paper in a paper bag (remove bag handles that are not made of paper) and tie with a string in a cross form.

### Corrugated cardboard paper



Fold into 4-5 sheets and tie in a cross form.

### Paper packs



Wash clean with water, open the packs, dry them and tie in a cross form.

### Old clothing / cloth



Put them in a transparent or semitransparent plastic bag.

\*If possible, use paper string to tie the recyclables. If this is done, paper and string can be recycled together.

\*Depending on the group, items and procedures for putting them out may differ. Check with the group or collecting company.

## Do you discard paper boxes/bags or wrapping paper with other waste?

There is a lot of paper mixed in with Domestic Garbage which can be recycled. In particular, about 9.4% of Sakai City Domestic Garbage is paper boxes/bags and wrapping paper, etc. (and other paper products). Try to put these paper products out in group collections.

### [Other used paper] Examples



Paper boxes




Paper bags




Fliers



Copy/memo paper



Wrapping paper

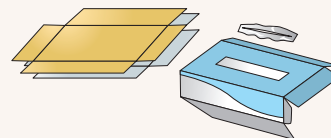


Postcards / envelopes

### [Other used paper] Points when putting it out

\*Open and flatten paper boxes.

\*Remove non-paper parts (metal parts of paper files/vinyl sheeting on tissue boxes, film on envelopes, etc.)



## Paper items that cannot be put out in group collections (Forbidden items)

**Note**

Since they interfere with recycling, put them out as Domestic Garbage.

Please check the City's website for details regarding [Other used paper] items/and how to put them out and forbidden items.

### Examples of forbidden items




Smelly paper



Dirty paper



Water-proof treated paper



Carbon paper



Thermal paper



QR code

# About the Community Clean Promotion Program (Adopt System)

(Enquires) Public Sanitation Division  
Tel: 072-228-7429

In streets (sidewalks) in certain districts of Sakai City, clean-ups and cleaning activities are carried out by groups. These groups are registered as Adopt Groups. Cleaning equipment, etc., is lent and garbage collection is carried out. To become an Adopt Group, registration with Sakai City is required. Certain conditions apply.

## Conditions

1. Cleaning activities be carried out at least once a month
2. Five or more people should participate in activities
3. The sidewalk you want to clean is not already registered with another Adopt Group.



For details see the website.

## Sakai City Community Cleaning Promotion Program's philosophy

In English, 'Adopt' means to 'adopt a child'.

In the Adopt System, public space is the 'child' and citizens and businesses are the 'parent' who adopts the 'child'. The parent takes loving care of the child, cleaning it regularly, thus keeping the community clean and fresh.

The City supports these cleaning activities by setting up Adopt sign boards (only groups who request them) in the clean-up district to increase passersby's sense of cleanliness. (There are places where signs cannot be set.)

## The process from registration to commencement of activities

- 1) A group of five or more volunteers must be assembled to conduct voluntary environment clean-up activities for a decided area of public sidewalk.
- 2) The representative of the volunteer group fills in the required information and makes an application with the City.
- 3) The City will inspect the application to ensure the content is adequate.
- 4) If the City's inspection finds that the content is adequate, the volunteer group's representative and the mayor will exchange an agreement containing certain conditions.
- 5) The City will, based on the agreement, designate a [Clean-up Activities District] for the group.
- 6) The City will, based on the agreement, lend cleaning equipment and support the group in joining volunteer insurance.
- 7) Based on the conditions in the agreement, the volunteers will conduct clean-up activities and collect the garbage and contact the City office.
- 8) The City will dispose of the collected garbage.
- 9) The City will, based on the agreement, set a sign board with the volunteer's group name in the clean-up area.
- 10) The City will list the designated Adopt groups' clean-up activities on its website. (only groups who wish to have them listed)



# Illegal Waste Disposal is a Crime

(Enquiries) Public Sanitation Division  
Tel: 072-228-7429

The illegal disposal of waste is strictly forbidden by law. If waste is illegally disposed, severe penalties are imposed (Up to 5 years' imprisonment or a 10 million yen fine (300 million yen for registered businesses), or both). If you witness illegal disposal of waste, call 110 (the police).

For details, see the website.

## 1. Measures for illegal disposal of waste

Illegal disposal of waste is strictly forbidden by law. Those who illegally dispose of waste will be strictly punished. To prevent illegal disposal of waste, Sakai City works closely with the police, conducts early morning and night patrols and has set surveillance cameras in locations where regular illegal disposal is done.

## 2. Present situation of illegal disposal of waste

Illegal disposal of waste is carried out in a wide area, in streets where few people pass and or on mountain roadsides. Disposed of items vary and include electric household appliances, used tires, etc. The situation is serious.

## 3. 'Don't let illegal waste disposal happen / Don't allow it' Let each of us have this attitude!

Illegal waste disposal not only threatens the beauty of the community, it can also pollute the environment. Tax is used to remove and dispose of illegal waste. It is important that each citizen of the City should be concerned and have an attitude of 'Don't let illegal waste disposal happen / Don't allow it'.

Putting your garbage out on a day which is not the collection day can encourage illegal waste disposal, so it is important that you take care to put your garbage out correctly.

## 4. If you witness illegal waste disposal, call 110 (the police) immediately!

- (1) If you witness illegal waste disposal, call 110 (the police).
- (2) If you find illegal waste disposed of on a Sakai City street, contact the office below. If it is in another location, consult with the owner of the property.

Sakai Ward Office (Community Affairs Division)	Tel: 072-228-7624	Minami Ward Office (Community Affairs Division)	Tel: 072-290-1815
Naka Ward Office (Community Affairs Division)	Tel: 072-270-8175	Kita Ward Office (Community Affairs Division)	Tel: 072-258-6865
Higashi Ward Office (Community Affairs Division)	Tel: 072-287-8103	Mihara Ward Office (Community Affairs Division)	Tel: 072-363-9312
Nishi Ward Office (Community Affairs Division)	Tel: 072-275-1924		

## 5. To landowners (caretakers)

If garbage is discarded on private property, it is the owner or caretaker's responsibility to dispose of it. In order to prevent your property from being a target for illegal waste disposal, note the following points.

- (1) Keep the property weeded and its trees and shrubs pruned. Property not taken care of is a target for dumping illegal waste.
- (2) Go to see your property regularly and make sure it is properly maintained. To prevent outsiders entering your property, erect a fence if necessary.  
Take measures to prevent people entering your property.

- **Surveillance cameras used for surveillance**
- **Signboards / noticeboards used to promote awareness**

There are a number of designs that can be used as notices that say illegal waste disposal is forbidden on the Public Sanitation Division's website. You are free to make use of them.



Warning  
Illegal Waste Disposal Forbidden



If you witness a person illegally disposing waste, call the police!!



Arrests have been made in the City.  
Surveillance Intensified

If a large-scale disaster occurs, a huge amount of garbage/waste is created. The separation and urgent disposal of this garbage/waste is the first step on the road to recovery and reconstruction.

The City asks for your understanding and cooperation for the earliest return to normal life and for the City's recovery.

## Domestic Garbage

The City's goal is to begin collection of Domestic Garbage within 3 days after the disaster. Please be patient and keep your garbage at home. After collections resume, put out your waste as usual.

\*Collections may not be made due to disaster conditions and there may be changes in collections days.

## Resources (recyclables) (Cans/ Glass Bottles/ PET bottles/ Plastic Containers/ Wrappings/ Small Metal Objects)

The collection of Domestic Garbage will be given priority, therefore, temporary suspension of recyclable collections may occur. Collections will resume when conditions allow. In the meantime, please store your recyclables in your residence.

## Garbage resulting from tidying up

Information on how to separate and put out garbage resulting from tidying up (furniture, electric home appliances in your house broken in the disaster) will be given in the City's website. Do not put this garbage out on the roadside.

\*If it is not urgent to dispose of the garbage, please store it on your premises if possible.

## Garbage collection vehicles / Collection days, etc.

Since it is possible that trucks different from usual collection trucks (standard trucks, etc.) will collect garbage, you may not hear the collection melody. Collection category and collection days will be posted regularly on the City's website, etc. Please keep a check on them.

## What to do to avoid having to put out disaster garbage

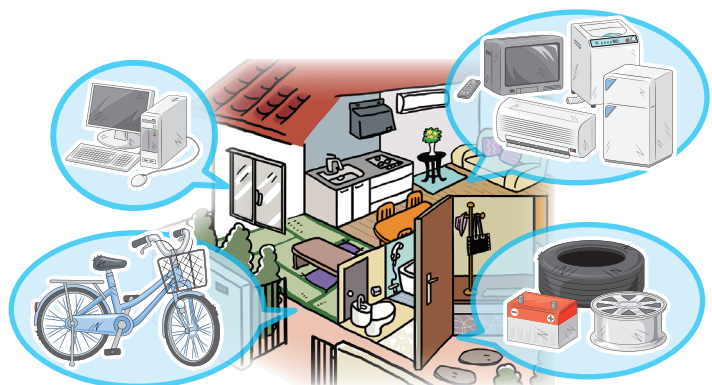
### Secure furniture!

If furniture and electric appliances are secured, it will help prevent them from falling and being damaged and as a result reduce disaster garbage. It may also protect your life.



### Throw out unnecessary things!

Things that had been stored in closets, etc., may break the closet doors and be scattered around the room making it very dangerous. So, it is necessary to tidy up as soon as possible. Make a habit of sorting out unnecessary things like CRT TVs, old PCs, etc., which can help reduce disaster waste.



\*For information on how to put out these, see the Bulky Garbage, air conditioners, TVs, refrigerators (freezers), washing machines page.

**Main items** Dogs, cats, or other small animals (pets) that have died



## How to bring your pet

When a pet dies, you can bring it to the garbage incinerator plant or to a facility commissioned by the City that has a special incinerator for pets. Note that you cannot receive the cremated pet's ashes or bones. If you wish to have your cremated pet's ashes or bones, or have your pets cremated separately, please have your pet cremated at a private pet cemetery, etc.

### Applications

#### If you want to have your pet received for cremation

##### 1. Make an application to have your pet received for cremation with the Public Sanitation Division.

Tel: 072-228-7429 or Fax: 072-229-4454

Business hours Mon.–Fri. (except national holidays and Dec. 29–31) 9:00 am–5:30 pm  
Sat. / national holidays (except Sun. and New Year's Day) 9:00 am–1:00 pm

\*Sundays and from Jan. 1st to 3rd applications not received. For Dec. 29th to 31st information given on website, etc.

2. When enquiring about type of animal, method of cremation and place of reception for cremation, you will be asked to give your name and phone number.
3. The facility commissioned by Sakai City will come to collect your pet (you will need to accompany the deceased pet). You will have to pay the facility the required fees.

#### If you bring your pet to the City Office (3-1 Minami-kawaramachi, Sakai-ku)

1. If you use the multi-story carpark, inform a security person

Reception hours: 8:30 am–9:00 pm  
(incl. Sat. / Sun. / national holidays / year end and New Year season)

2. The security person will guide you to the freezer in the mortuary.  
If you wish to have your pet cremated in a special pet incinerator, please inform the staff.
3. If you request the use of a special pet incinerator, you will need to pay the required fees.

(as of April 1, 2022)

### Fees

Cremation method / Weight		Reception of pet	Bringing the pet
Cremation in the garbage incinerator *irrespective of weight		1,900 yen	Free of charge
Cremation in the animal incinerator (per animal)	Less than 2 kg	2,900 yen	1,000 yen
	2 kg to less than 5 kg	3,900 yen	2,000 yen
	5 kg to less than 10 kg	5,400 yen	3,500 yen
	10 kg or more	6,900 yen	5,000 yen

- \*1. Fees for pets collecting include the collection fee of 1,900 yen
2. When 2 pets or more are collected at the same time, the fees for the second pet or more are the same as the bringing pets' fees.
3. The weight for pets cremated in the incinerator for pets includes the box/bag for the pet and other funeral accessories.
4. Note that the fees for pets cremated in the pet incinerator are for 1 pet.  
(Ex.) 10 pets of 2 kg or under are received for cremation in the pet incinerator.  
2,900 yen (1 pet) + 1,000 yen X 9 pets (2nd pet or more) = 11,900 yen

### Points to note

1. When you wish to have a small pet cremated in the pet incinerator, please put each pet in a box or bag.
2. Boxes/bags which can be used are those made of paper (corrugated paper boxes, etc.), cloth, plastic bags. Do not use other materials. Also, items to be buried or cremated with the pet: flowers, cloth and paper materials, food are permissible (containers not allowed). (Metal and plastic, etc., objects not allowed)
3. When requesting pets to be received, receiving time cannot be specified. Also, pets may be received the following day or later.
4. The dead bodies of cows, horses, chickens, pigs, sheep, ducks, etc., which are kept as farm animals are 'industrial waste' and cannot be received or brought for cremation. Please dispose of them in accordance with laws relating to their disposal.

Stray dogs and cats that have no owners and are found dead on the street are collected free of charge. For receiving these animals, contact the Public Sanitation Division during the hours stated above. Collection hours cannot be specified. The receiving day may be the following day or later. However, when cremation using the pet incinerator is requested for familiar neighborhood cats, etc., the procedure is the same as for pets who have owners.

**Cans / Glass Bottles** Collections

Drink and food, etc., Cans / Glass Bottles



Put spray cans / gas canisters out as Small Metal Objects

Put vases, medicine bottles, cosmetic bottles out as Unburnable Small Items



Rinse but do not crush them before putting them out



Put Cans / Glass Bottles in the same bag



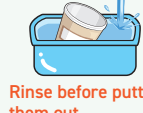
For details see Recyclables & Garbage Separation + a Manual

**Plastic Containers/Wrappings** Collections

Items with the Plastic Mark



Put soiled items out as Domestic Garbage



Rinse before putting them out



Do not double bag

For details see Recyclables & Garbage Separation + a Manual

**PET Bottles** Collections

Items that have the PET Bottle mark



Put items that are oily or soiled out as Domestic Garbage

Put caps and labels out as Plastic Containers/Wrappings



Rinse and crush before putting them out



For details see Recyclables & Garbage Separation + a Manual

**Small Metal Objects** Collections

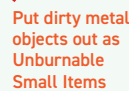
Items about 30 cm or less and are more than 80% metal



30 cm or less



Household electric appliances not included



Put dirty metal objects out as Unburnable Small Items



Spray cans / gas canisters

- Use up all content
- Do not put a hole in them
- Put them in a bag
- Put a "スプレー缶 (Spray Cans)" label on the bag



Putting these out in the incorrect manner is the cause of many fire accidents



For details see Recyclables & Garbage Separation + a Manual

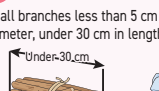
**Domestic Garbage** Collections



Kitchen waste, etc.



Garden waste (fallen leaves, weeds, etc.)



Under-30cm



Paper waste / Cloth



Plastics (no Plastic Mark)



Other burnables

Garden waste / Paper waste / Cloth, put in 45-liter or smaller bag, up to 3 bags (bundles) at once



Soak oil in paper or cloth



Wrap sharp (pointed) objects in newspaper, etc.



Remove soil from fallen leaves and weeds

For details see Recyclables & Garbage Separation + a Manual

**Bulky Garbage (fee charged)** Application system

Consumer durables over about 30 cm



Make a prior application with the Bulky Garbage Reception Application Center

- Tel: (Business hours: Mon.-Fri. 9:00 am-5:00 pm)
  - From fixed phones 0120-00-8400
  - From mobile / IP phones 06-6485-5048

Detail here



**Unburnable Small Items (free of charge)** Application system

Unburnable or multi-composite items less than 30 cm

Less than 30 cm



Dry-cell batteries

- Internet (24 hours)

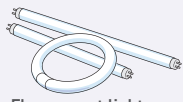
See City's website's designated page

Sakai City Bulky Garbage Internet Application Search

For details see Recyclables & Garbage Separation + a Manual

**Items Containing Mercury, etc. (fluorescent lights, mercury thermometers, etc.)** Station Collections

Items that contain mercury



Fluorescent lights



Coin batteries



Thermometers, sphygmomanometers that use mercury

Collected free of charge at collection boxes at collection stations or at stores cooperating in collection.



Cooperating stores / Collection station boxes here

For details see Recyclables & Garbage Separation + a Manual

**Small Electric Appliances** Station Collections

Small Electric Appliances that fit through the slot (8 cm X 30 cm) in collection boxes

See page 8 for details of relevant items.

\*For items too big to enter the collection box or items not in the list should be put out as Bulky Garbage / Unburnable Small Items (P9).



Put these items in the collection boxes at Sakai City Office, ward offices (except Sakai Ward Office) and in cooperating stores in the City. (free of charge)



Collection box locations here

For details see Recyclables & Garbage Separation + a Manual